

HIDESによる金属欠乏星観測 ～硫黄組成の予備的解析～

比田井 昌英

東海大学・総合教育センター

1. 目的

SI (1) 9212-9237A 3重
線の検出と組成解析を行い、SI
(6) 8693-94線から求めた組
成との一致性を調べる。

→ S の振る舞いを $[Fe/H] \sim -4$
までの領域で明らかにする。

2. 観測

Observing log of 2002 August run at OAO

Item	Description		
Observing dates:	2002 Aug. 17, 18		
Instrument:	HIDES		
Wavelength observed:	8660 - 9710 A		
Resolution:	40000		
S/N ratios @ 8850 A:			
HD 6833	140283	189322	199191
100	120	400	100

3. 解析

(1) データ整約:

通常のエシェルデータの整約を行ってから、SI
(1) 領域は大気水蒸気吸収線が非常にたくさん
あるので、この除去補正を行う。高速自転星ス
ペクトルを用いて IRAF の“telluric”で行った。

(2) 組成解析:

Kurucz model + WIDTH9 で解析した。

4. 予備的結果

- (1) S I(1)の検出 ⇒ 対象の4星では、水蒸気線とブレンドしている場合でも、水蒸気線除去により、ほぼ存在が検出された。

- (2) HD6833 においてS I(1)とS I(6)の組成に一致性が見られる。他の星については0.3 dex以上の違いが見られるが、この原因は、S I(1)の領域の水蒸気除去補正がうまくいっていないことが考えられる。

2002/9/24, Takada-Hidai

Equivalent widths and abundances of S I(1) and S I(6) lines

Star (HD)	S I (6)				S I (1)					
	8693.9 EW(mA)	logS	86094.6 EW(mA)	logS	9212.91 EW(mA)	logS	9228.11 EW(mA)	logS	9237.49 EW(mA)	logS
6833	3.0:	6.76:	5.5	6.48	77.5	6.71	56.8	6.50	34.9:	6.22:
140283	<3.7	<6.55	<3.0	<5.86	---	(blend)	(6.6 ?	4.80?)	15.0:	5.38:
189322	---	(blend)	12.7	7.01	97.7:	6.85:	74.4:	6.67:	47.1:	6.41:
199191	<11.6	<7.30	12.1	6.74	122.0*	7.12*	133.1*	7.43*	96.0:	7.16:

Remark:

- (1) Values with ':' and '*' are 'uncertain' and 'very uncertain', respectively.
- (2) In HD 140283, the result of 9228.11 line is not considered, and 9212 line is not measured on the water vapour corrected spectrum due to its incomplete correction of water vapour.
- (3) In HD 189322, 8693.9 line is blended with CN lines. CN lines is very strong.
- (4) Microturbulence of 1.5 km/s is assumed for all stars.

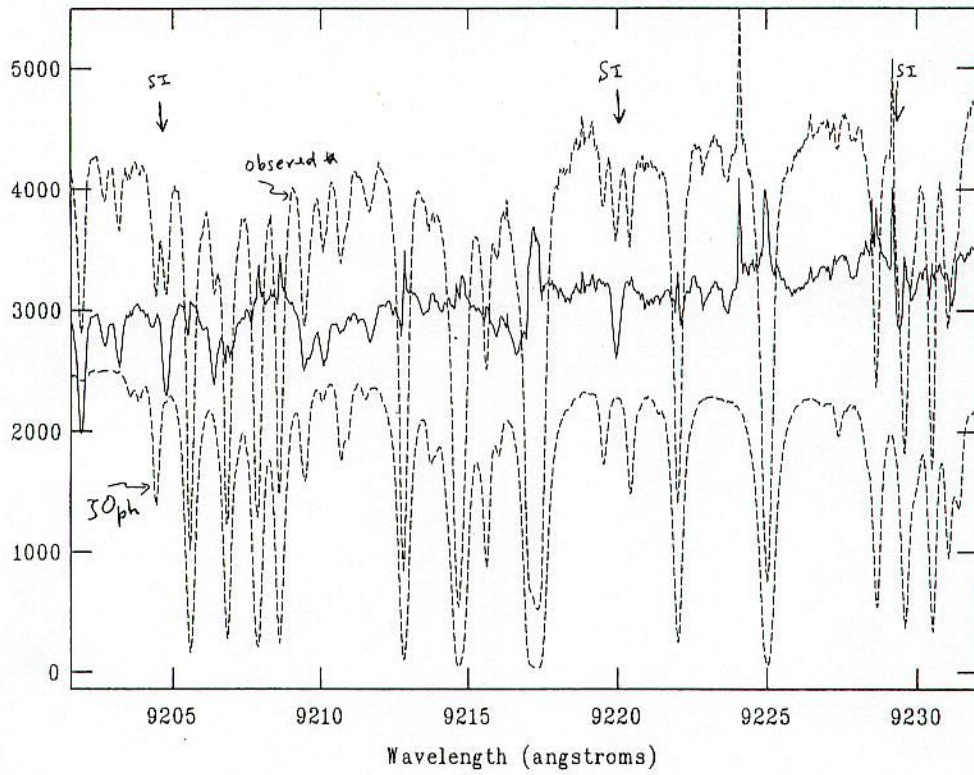
2002/9/24, MTH

Preliminary Results of S Abundances

Star(HD)	Teff	log g	[Fe/H]	log S(6)	log S(1)	dS(6-1)	Av.S	[S/H]	[S/Fe]
6833	4400	1.50	-0.91	6.57	6.52	+0.05	6.55	-0.66	+0.25
140283	5690	3.69	-2.41	<5.86	5.38:	<+0.48	5.38:	-1.83:	+0.58:
189322	4465	2.00	-1.57	7.01	6.64:	+0.37	6.83	-0.38	+1.19
199191	4800	2.25	-0.70	6.74	7.22:	-0.48	6.98	-0.23	+0.47

Remark: log S(sun)=7.21
microturbulence = 1.5 km/s is assumed for all stars.

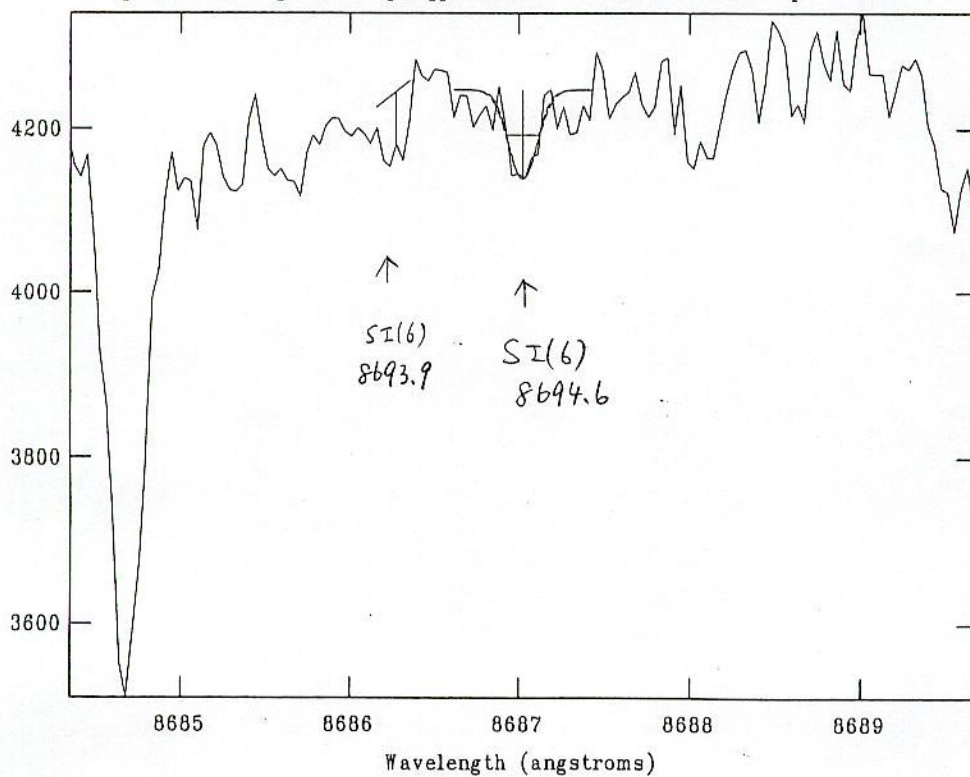
NOAO/IRAF V2.11.2EXPORT hidai@apus Tue 20:59:01 24-Sep-2002
[test-HD6833-17_W_4-water.fits]: normalized Flat5000 6300. ap:4 beam:



HD6833

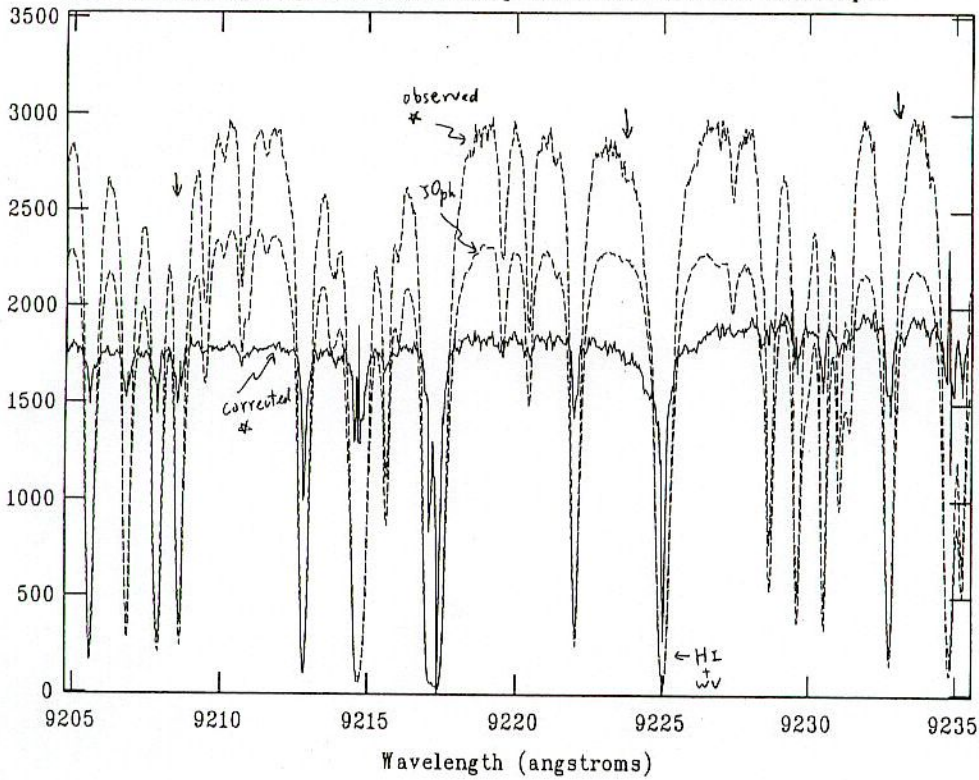
NOAO/IRAF V2.11.2EXPORT Tue 24-Sep-2002 20:59:01

NOAO/IRAF V2.11.2EXPORT hidai@apus Mon 12:18:42 23-Sep-2002
[HD6833_02aug17_A.fits[*7]]: normalized Flat5000 6300. ap:7 beam:6



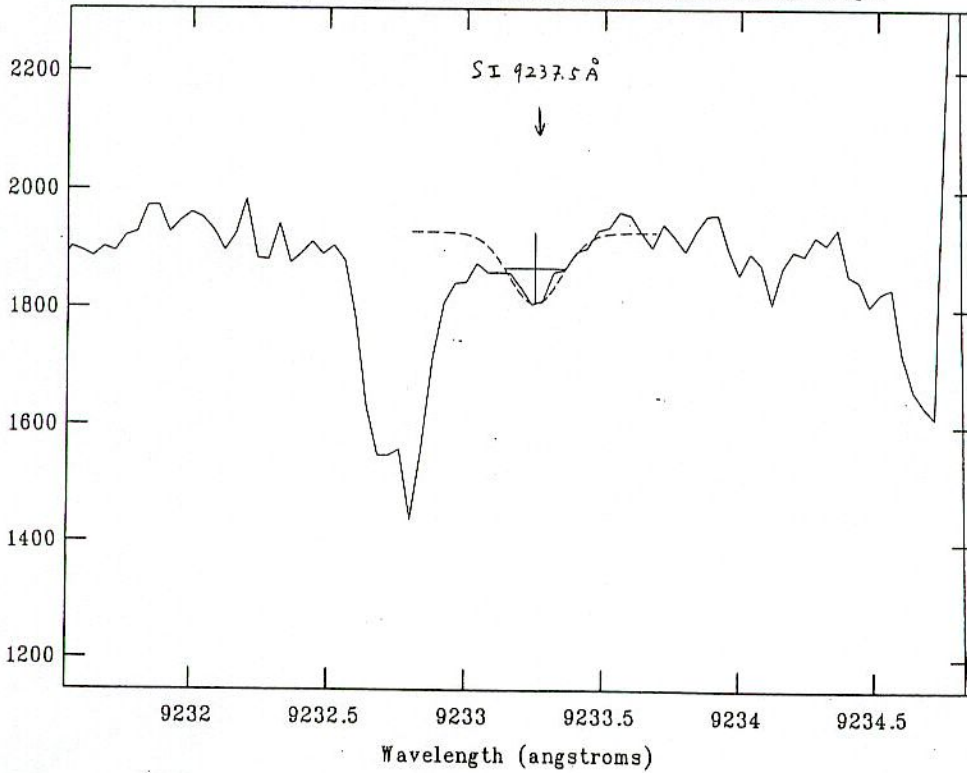
NOAO/IRAF V2.11.2EXPORT Mon 23-Sep-2002 12:18:42

NOAO/IRAF V2.11.2EXPORT hidai@apus Tue 20:43:36 24-Sep-2002
[test-HD140283_02aug17_A_4_water.fits]: normalized Flat5000 3600. ap:4

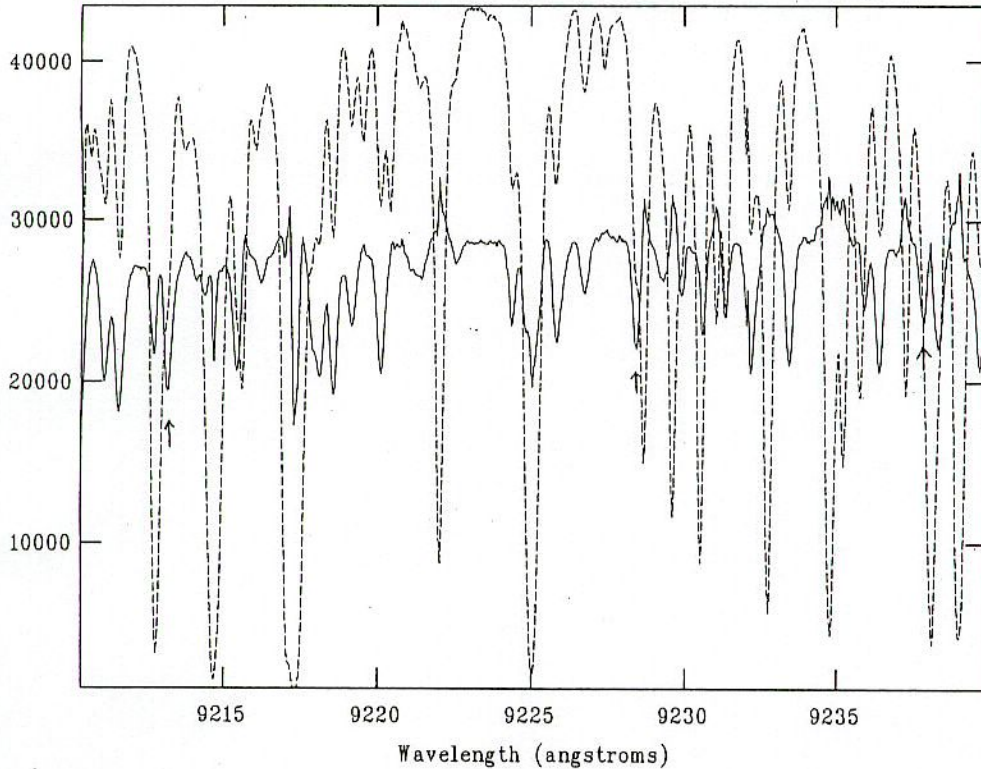


HD140283

NOAO/IRAF V2.11.2EXPORT hidai@apus Tue 15:21:31 24-Sep-2002
[test-HD140283_02aug17_A_4_water.fits]: normalized Flat5000 3600. ap:4



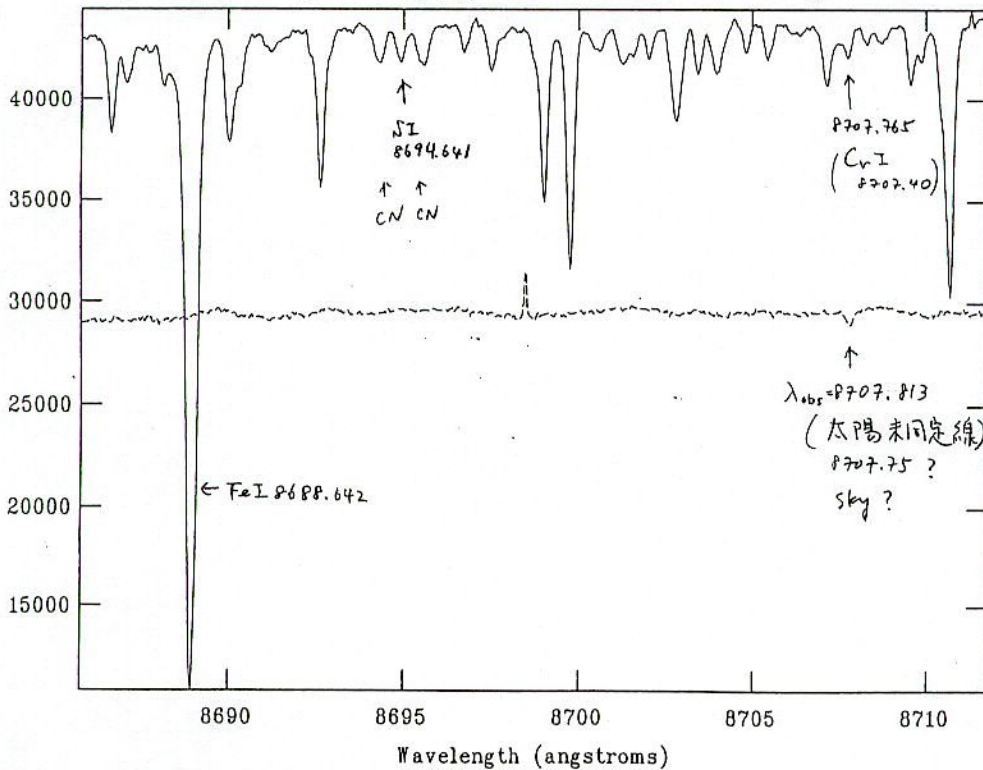
NOAO/IRAF V2.11.2EXPORT hidai@apus Tue 20:36:20 24-Sep-2002
 [test-HD189322_02aug17_A_4_water.fits]: normalized Flat5000 1.1E4 ap:4



NOAO/IRAF V2.11.2EXPORT hidai@apus Tue 20:36:20 24-Sep-2002

HD189322

NOAO/IRAF V2.11.2EXPORT hidai@apus Tue 21:21:56 24-Sep-2002
 [HD189322_02aug17_A.fits[*],7]: normalized Flat5000 1.1E4 ap:7 beam:

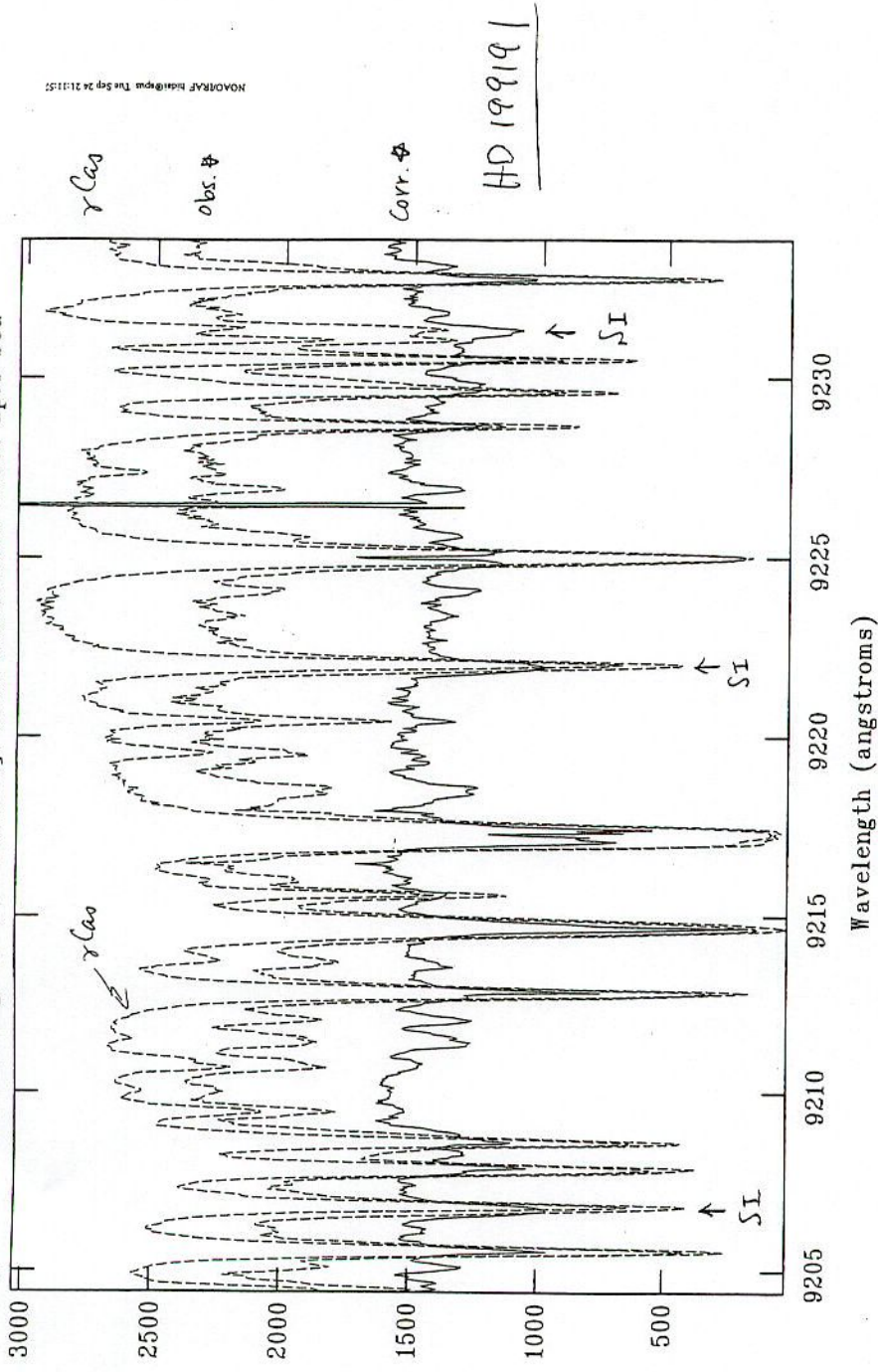


NOAO/IRAF V2.11.2EXPORT hidai@apus Tue 21:21:56 24-Sep-2002

HD189322

30ph

NOAO/IRAF V2.11.2EXPORT hidai@apus Tue 21:11:14 24-Sep-2002
[test-HD199191_02aug18_A_4_water.fits]: Bias subtracted 3600. ap:4 bea



$\langle [S/Fe] \text{ vs } [Fe/H] \rangle$

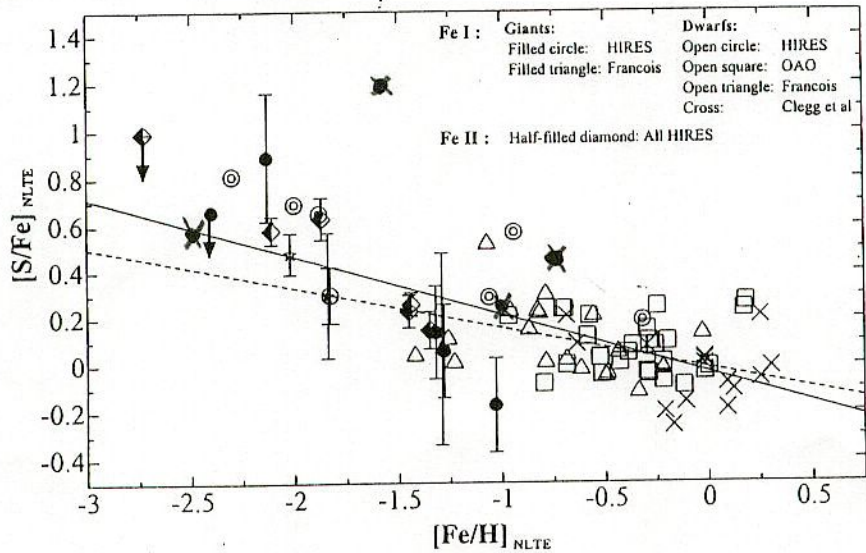


FIG. 3.—Behavior of sulfur with respect to iron in the NLTE results. The results of $[S/Fe \text{ I}]$ and $[S/Fe \text{ II}]$ calculated for HD 165195 using the model atmosphere adopted in Paper I are plotted as in Fig. 2. The least-square linear fit with a slope of -0.17 obtained for $[S/Fe \text{ I}]$ results of all our samples of dwarfs and giants is illustrated by dashed line, while the same fit with a slope of -0.25 is shown by solid line, which is derived from $[S/Fe \text{ I}]$ data of all our samples together with those of Israelian & Rebolo (2001) plotted with double circles.

Sulphur and iron abundances in halo stars

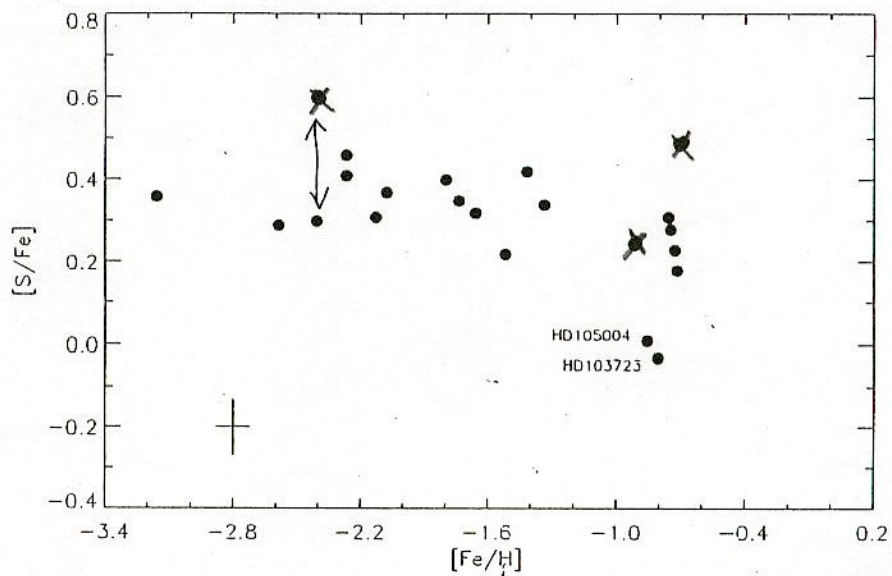


Figure 4. $[S/Fe]$ vs. $[Fe/H]$. Filled circles are halo stars from the present work and open circles are disk stars from Chen et al. (2002). The typical error bars on the abundance ratios are shown, and the two α -deficient halo stars, HD 103723 and HD 105004 (Nissen & Schuster 1997), are indicated.